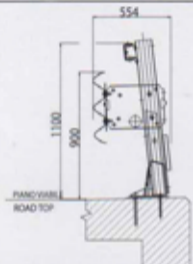


BARRIERA H2 BORDO PONTE (TIPO H2BP400)
H2 SIDE BARRIER FOR BRIDGE (TYPE H2BP400)

Sezione / Section



c/c pali/posts mm 2.666

Prestazioni / Performances

Autovettura/Vehicle kg 900

Prova/Test: X61.02.K06Rev_01
 ASI: 1,20
 W: m 0,60 (W1)

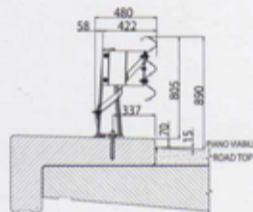
Bus kg 13.000

Prova/Test: X61.03.K06Rev_01
 V_{im}: m 1,40
 W: m 1,50 (W5)

CE Certificato di Conformità
 EC Certificate of Conformity
 n° 1835 - CPD - 0008/104

BARRIERA H2 BORDO PONTE (TIPO H2BP300_aus)
H2 SIDE BARRIER FOR BRIDGE (TYPE H2BP300_aus)

Sezione / Section



c/c pali/posts mm 1.333

Prestazioni / Performances

Autovettura/Vehicle kg 900

Prova/Test: X.61.03.I01
 ASI: 1,10
 W: m 0,50 (W1)

Bus kg 13.000

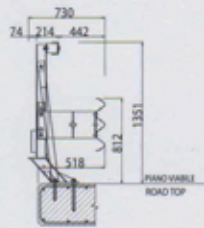
Prova/Test: X.61.01.I01
 V_{im}: m 1,30
 W: m 0,80 (W2)

CE Certificato di Conformità
 EC Certificate of Conformity
 n° 1835 - CPD - 0008/103

ASI = Indice di Severità dell'accelerazione / Acceleration Severity Index
 V_{im} = Intrusione del Veicolo / Vehicle Intrusion
 V_{in} = Intrusione del Veicolo Normalizzata / Normalised Vehicle Intrusion
 W = Larghezza di Lavoro Dispositivo / Working Width

BARRIERA H2 BORDO PONTE (TIPO H2BP200) H2 SIDE BARRIER FOR BRIDGE (TYPE H2BP200)

Sezione / Section



c/c pali/posts mm 3.000

Prestazioni / Performances

Autovettura/Vehicle kg 900

Prova/Test: IME/BSI-42/791A
ASI: 1,00
W: m 0,70 (W2)

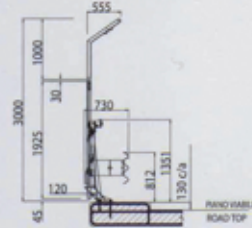
Bus kg 13.000

Prova/Test: IME/BSI-43/792A
VIm: m 1,50
W: m 1,40 (W5)

CE Certificato di Conformità
EC Certificate of Conformity
n° 1835 - CPD - 0008/101

BARRIERA H2 BORDO PONTE (TIPO H2-BP200P3000) H2 SIDE BARRIER FOR BRIDGE (TYPE H2-BP200P3000)

Sezione / Section



c/c pali/posts mm 3.000

Prestazioni / Performances

Autovettura/Vehicle kg 900

Prova/Test: IME/BSI-49/837A
ASI: 0,90
W: m 0,70 (W2)

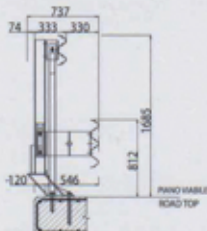
Bus kg 13.000

Prova/Test: IME/BSI-50/838A
VIm: m 1,30
W: m 1,50 (W5)
W (Pan): m 1,80 (W6)

CE Certificato di Conformità
EC Certificate of Conformity
n° 1835 - CPD - 0008/102

BARRIERA H3 BORDO PONTE (TIPO H3BP100) H3 SIDE BARRIER FOR BRIDGE (TYPE H3BP100)

Sezione / Section



c/c pali/posts mm 3.000

Prestazioni / Performances

Autovettura/Vehicle kg 900

Prova/Test: IME/BSI-39/7558
ASI: 1,00
W: m 0,80 (W2)

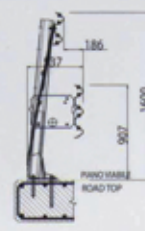
Bus kg 16.000

Prova/Test: IME/BSI-40/7568
VIm: m 2,40
W: m 2,00 (W6)

CE Certificato di Conformità
EC Certificate of Conformity
n° 1835 - CPD - 0008/105

BARRIERA H3 BORDO PONTE (TIPO H3BP300) H3 SIDE BARRIER FOR BRIDGE (TYPE H3BP300)

Sezione / Section



c/c pali/posts mm 1.777

Prestazioni / Performances

Autovettura/Vehicle kg 900

Prova/Test: IME/BPM-003/1223
ASI: 1,30
W: m 0,60 (W1)

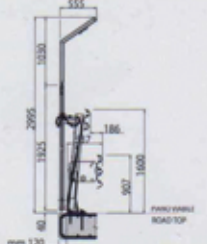
Bus kg 16.000

Prova/Test: IME/BPM-004/1224
VIm: m 1,40
W: m 1,30 (W4)

CE Certificato di Conformità
EC Certificate of Conformity
n° 1835 - CPD - 0008/106

BARRIERA H3 BORDO PONTE (TIPO H3BP300 CON PANN) H3 SIDE BARRIER FOR BRIDGE (TYPE H3BP300 WITH PANEL)

Sezione / Section



c/c pali/posts mm 1.777

Prestazioni / Performances

Autovettura/Vehicle kg 900

Prova/Test: IME/BPM-003/1223
ASI: 1,30
W: m 0,60 (W1)

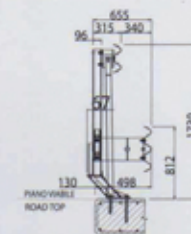
Autocarro/Truck kg 16.000

Prova/Test: IME/BPM-004/1224
VIm: m 1,40
W: m 1,30 (W4)
W (Pan): m 2,00 (W6)

CE Certificato di Conformità
EC Certificate of Conformity
n° 1835 - CPD - 0008/110

BARRIERA H4 BORDO PONTE (TIPO H4BP500L) H4 SIDE BARRIER FOR BRIDGE (TYPE H4BP500L)

Sezione / Section



c/c pali/posts mm 2.667

Prestazioni / Performances

Autovettura/Vehicle kg 900

Prova/Test: IME/BSI-51/964A
ASI: 1,00
W: m 0,70 (W2)

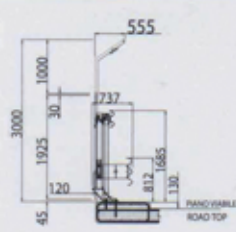
Autocarro/Truck kg 38.000

Prova/Test: IME/BSI-52/965A
VIm: m 1,70
W: m 2,10 (W6)

CE Certificato di Conformità
EC Certificate of Conformity
n° 1835 - CPD - 0008/109

BARRIERA H4 BORDO PONTE (TIPO H4-PAN-H4BP2250) H4 SIDE BARRIER FOR BRIDGE (TYPE H4-BP400P2250)

Sezione / Section



c/c pali/posts mm 2.250

Prestazioni / Performances

Autovettura/Vehicle kg 900

Prova/Test: IME/BSI-46/818A
ASI: 1,00
W: m 0,70 (W2)

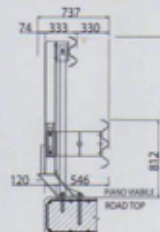
Autocarro/Truck kg 38.000

Prova/Test: IME/BSI-48/820A
VIm: m 1,90
W: m 1,80 (W6)
W (Pan): m 2,40 (W7)

CE Certificato di Conformità
EC Certificate of Conformity
n° 1835 - CPD - 0008/108

BARRIERA H4 BORDO PONTE (TIPO H4BP400) H4 SIDE BARRIER FOR BRIDGE (TYPE H4BP400)

Sezione / Section



c/c pali/posts mm 2.250

Prestazioni / Performances

Autovettura/Vehicle kg 900

Prova/Test: IME/BSI-36/713A
ASI: 1,00
W: m 0,70 (W2)

Autocarro/Truck kg 38.000

Prova/Test: IME/BSI-37/714A
VIm: m 1,40
W: m 1,50 (W5)

CE Certificato di Conformità
EC Certificate of Conformity
n° 1835 - CPD - 0008/107